

LED WORK LIGHT

IP20

FP-35R/35RT-L SERIES

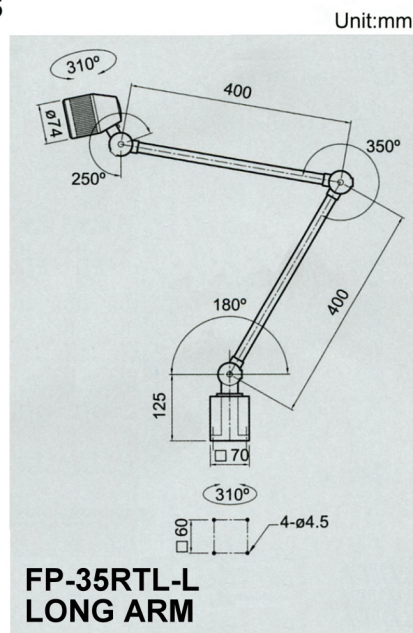
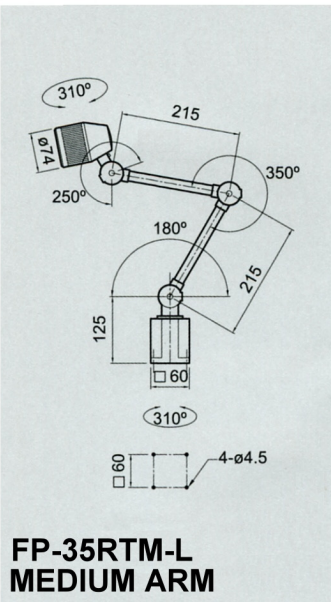
- Round tube arm provides great lighting angles.
- Higher vibration-resistance capability than gooseneck arm.
- Fitted with coil transformer resisting unstable voltage.

Feature

- Engineering plastic shade and base provide complete insulation for maximum operator safety.
- Power source available: AC 100V~240V (50Hz/60Hz) with 1.8 meters of cord and plug.
- Low voltage AC/DC 24V with 1.8 meters of cord without plug.
- Driver built in base.
- 1Wx3 pcs LED bulbs.
- 30°, 45° or 60° lighting angle.
- Available with magnetic base.
- Mounting angle plate. (optional)
- Double shades design permits fast heat dissipation.

CUSTOM SIZES ARE AVAILABLE.

DIMENSION DRAWINGS



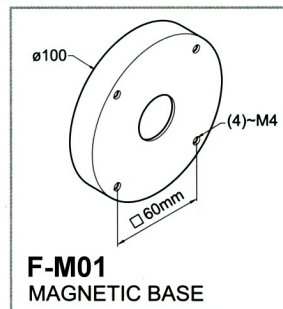
Unit:mm

LIGHT SWITCH

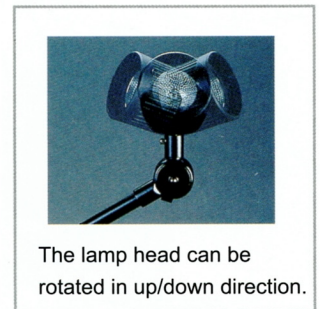
The light switch is standard.
Less switch is available upon request.



OPTION



OPTION



OPTION

