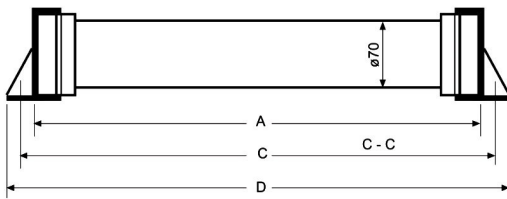


FP-W-L SERIES

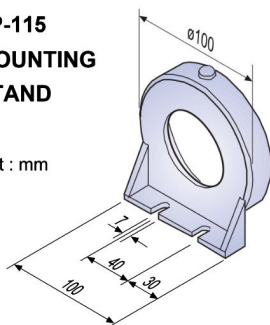
Feature

- Equipped with a LED driver for directly connecting to voltage of AC power. (100V~240V) (50Hz/60Hz) with plug. (For high voltage)
- Low voltage power AC24V or DC24V is available. Also, special voltage can be specified.
- LED driver can be externally mounted for increasing LED bulbs.
- Reinforced lense for high crack-resistance.
- Reinforced lense provides clear (transparent) or sand blasted (foggy) surface to choose from.
- Well prevention for explosion, dust, coolant and lubricants.
- Furnished with 1.8 meters of cord without plug. (For low voltage)
- Long service life up to 40,000 lighting hours.
- Applicable for semiconductor manufacturing equipment and clean room.
- Suitable for temperature range -30° ~ +60°
- Free of infrared ray and ultraviolet ray radiation.
- Anti-irritation lens grid is fitted as a standard accessory.
- 40,000 lighting hours.
- Glass light tube is standard.
- PC or acrylic light tube is optional.



FP-115 MOUNTING STAND

unit : mm

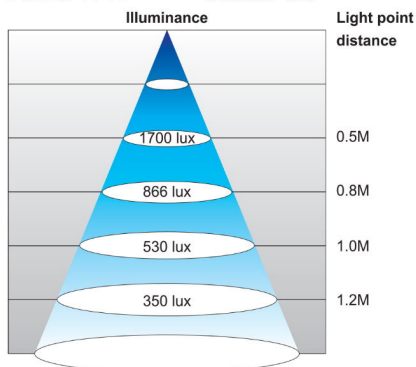


BUILT - IN BALLAST SERIES:

MODEL	WATT	Illuminance	A	C	D
FP15-W082DB-L	14W x 1	1.0M / 530 lx	380 m/m	408 m/m	424 m/m
FP15-W18DB-L	14W x 1	1.0M / 530 lx	478 m/m	506 m/m	522 m/m
FP15-W24DB-L	14W x 1	1.0M / 530 lx	577 m/m	605 m/m	621 m/m
FP20-W24DB-L	20W x 1	1.2M / 520 lx	577 m/m	605 m/m	621 m/m
FP20-W36DB-L	20W x 1	1.2M / 520 lx	669 m/m	697 m/m	713 m/m
FP24-W36DB-L	24W x 1	1.4M / 510 lx	669 m/m	697 m/m	713 m/m
FP30-W36DB-L	14W x 2	1.4M / 530 lx	669 m/m	697 m/m	713 m/m
FP30-W142DB-L	14W x 2	1.4M / 530 lx	658 m/m	686 m/m	702 m/m
FP14-W20DB-L	14W x 1	0.9M / 550 lx	816 m/m	844 m/m	860 m/m
FP20-W20DB-L	20W x 1	1.1M / 560 lx	816 m/m	844 m/m	860 m/m
FP30-W20DB-L	14W x 2	1.4M / 530 lx	816 m/m	844 m/m	860 m/m
FP45-W212DB-L	14W x 3	1.8M / 526 lx	958 m/m	986 m/m	1002 m/m
FP30-W80DB-L	14W x 2	1.4M / 530 lx	872 m/m	900 m/m	916 m/m
FP24-W40DB-L	12W x 2	1.3M / 520 lx	1486 m/m	1514 m/m	1530 m/m
FP30-W40DB-L	32W	1.5M / 510 lx	1486 m/m	1514 m/m	1530 m/m

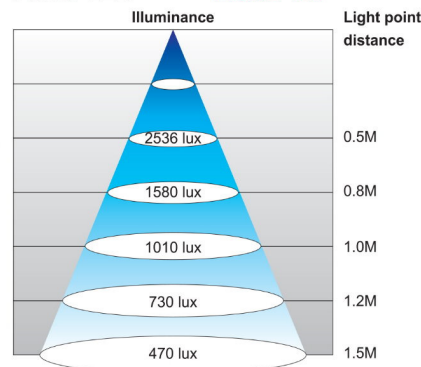
FP15-W082DB-L

Power LED **14Wx1 120°**



FP30-W142DB-L

Power LED **14Wx2 120°**



FP45-W212DB-L

Power LED **14Wx3 120°**

